



District Report Card: 2017


State: Maharashtra	District: Nanded
Class: 5	Subject: Language
Schools: 61	Students: 1369


Participation/Coverage


Students

GENDER 	Boys		Girls	
	Number	%	Number	%
	676	49.38	693	50.62

AREA 	Rural		Urban	
	Number	%	Number	%
	907	66.25	462	33.75

CATEGORY 	SC		ST		OBC		GEN	
	Number	%	Number	%	Number	%	Number	%
	290	21.18	153	11.18	460	33.60	466	34.04

CWSN 	LD	VI	HI	S&LD	ID	Oth
	0	18	0	0	2	51

Management 	Government		Government-aided	
	Number	%	Number	%
	627	45.80	742	54.20

Average Performance of Students in Language (%)

Overall	Gender		Area		Management		Social Group			
	Male	Female	Rural	Urban	Govt.	Aided	SC	ST	OBC	GEN
59.64	58.93	60.35	59.27	60.38	57.78	61.22	59.22	62.53	57.39	61.19

Performance on Learning Outcomes (LOs)

Learning Outcomes	Description	Average Performance(%)
L504	Reads and comprehends independently storybooks, news items/ headlines, advertisements etc.	55.57
L508	Reads text with comprehension, locates details and sequence of events	61.68

Range of Performance of Students who Answered Correctly							
Below 30%		30% - 50%		50% - 75%		Above 75%	
Number	%	Number	%	Number	%	Number	%
163	11.91	289	21.11	572	41.78	345	25.20

Lowest Performing Learning Outcomes (LOs)

- 1 - Reads and comprehends independently storybooks, news items/ headlines, advertisements etc. (55.57)
- 2 - Reads text with comprehension, locates details and sequence of events (61.68)